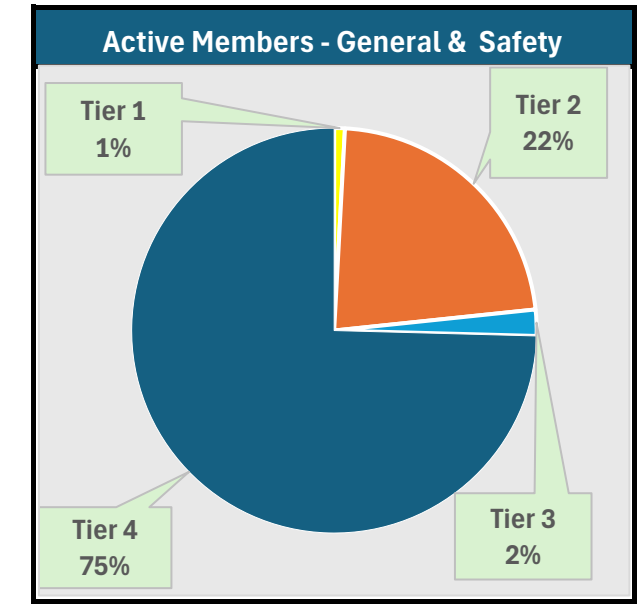
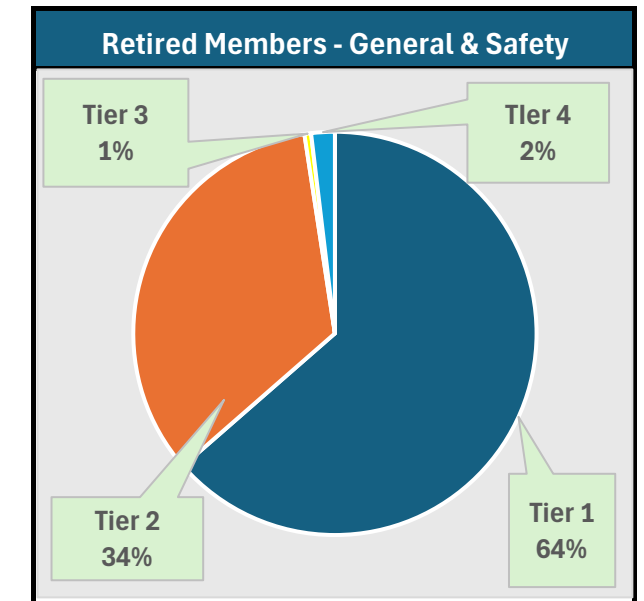


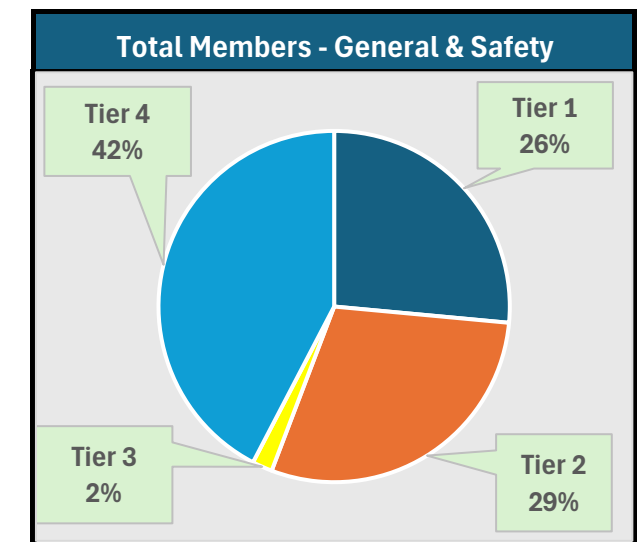
Active Members						
Tier	General	% General	Safety	% Safety	Total	% Total
Tier 1	16	1%	4	1%	20	1%
Tier 2	431	22%	97	27%	528	22%
Tier 3	43	2%	6	2%	49	2%
Tier 4	1495	75%	256	71%	1751	75%
Total Active	1985	85%	363	15%	2348	100%



Retired Members						
Tier	General	% General	Safety	% Safety	Total	% Total
Tier 1	1383	62%	298	73%	1681	64%
Tier 2	792	35%	107	26%	899	34%
Tier 3	14	1%	0	0%	14	1%
Tier 4	46	2%	4	1%	50	2%
Total Retired	2235	85%	409	15%	2644	100%



Deferred Members						
Tier	General	% General	Safety	% Safety	Total	% Total
Tier 1	24	2%	1	1%	25	2%
Tier 2	409	31%	75	39%	484	32%
Tier 3	54	4%	4	2%	58	4%
Tier 4	850	64%	110	58%	960	63%
Total Deferred	1337	88%	190	12%	1527	100%



Total Members						
Tier	General	% General	Safety	% Safety	Total	% Total
Tier 1	1423	26%	303	31%	1726	26%
Tier 2	1632	29%	279	29%	1911	29%
Tier 3	111	2%	10	1%	121	2%
Tier 4	2391	43%	370	38%	2761	42%
Total Members	5557	85%	962	15%	6519	100%